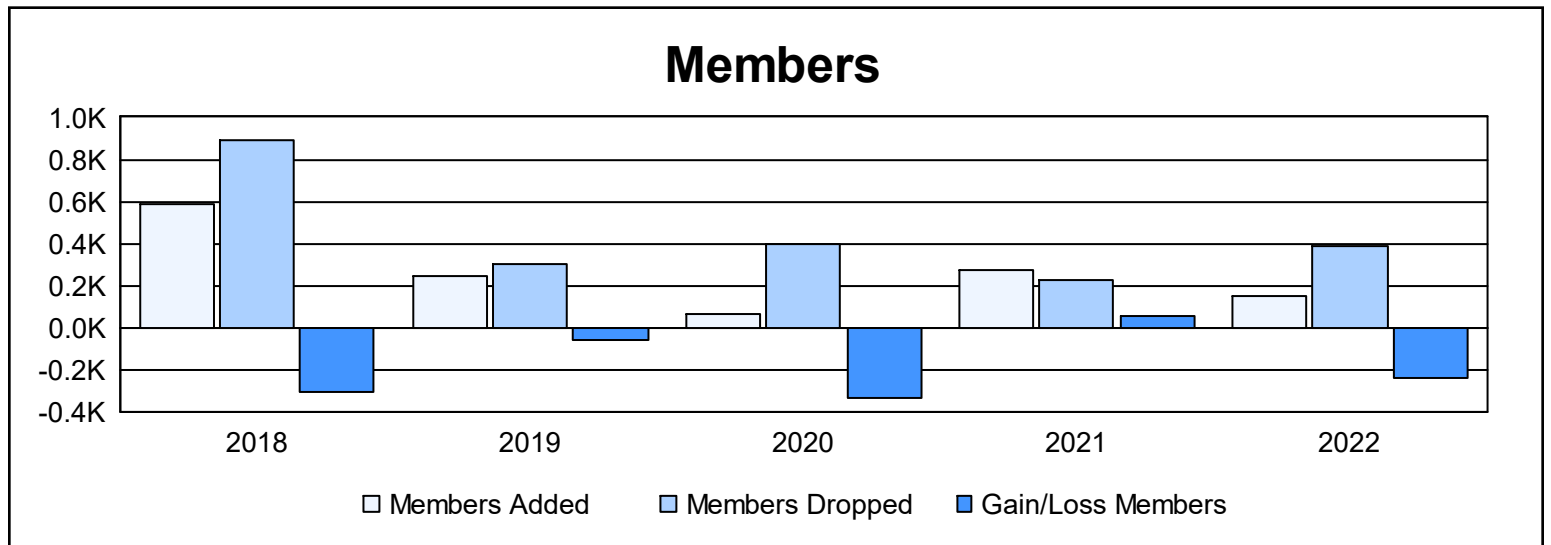
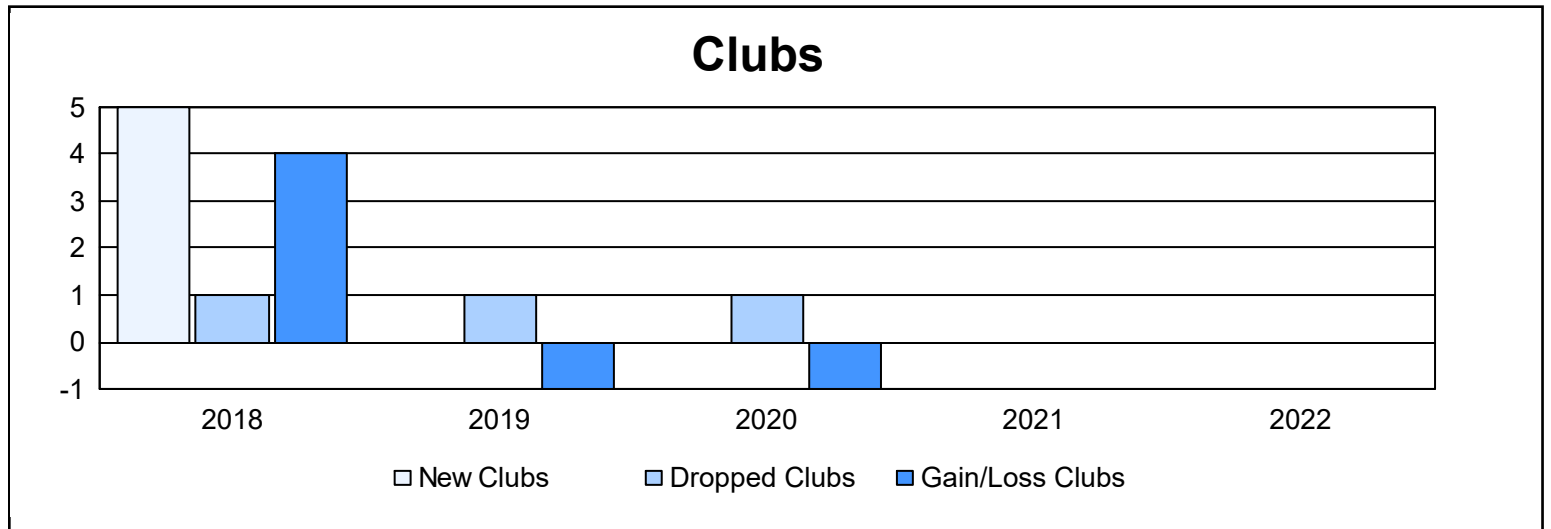
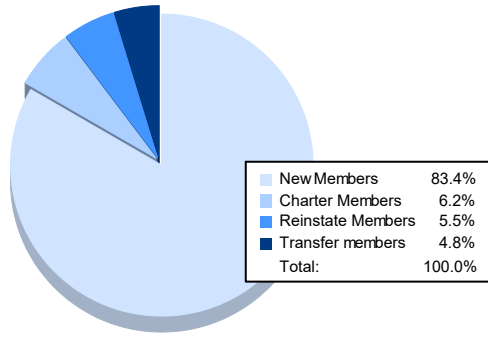


| Year | New Clubs | Dropped Clubs | Gain/ Loss Clubs | New Members | Charter Members | Reinstate Members | Transfer Members | Total Member Added | Total Members Dropped | Gain/ Loss Members |
|----------------|-----------|---------------|------------------|-------------|-----------------|-------------------|------------------|--------------------|-----------------------|--------------------|
| 2017-2018 | 5 | 1 | 4 | 395 | 168 | 8 | 14 | 585 | 895 | -310 |
| 2018-2019 | 0 | 1 | -1 | 225 | 5 | 4 | 10 | 244 | 304 | -60 |
| 2019-2020 | 0 | 1 | -1 | 27 | 22 | 7 | 7 | 63 | 395 | -332 |
| 2020-2021 | 0 | 0 | 0 | 260 | 1 | 9 | 3 | 273 | 221 | 52 |
| 2021-2022 | 0 | 0 | 0 | 121 | 9 | 8 | 7 | 145 | 385 | -240 |
| Average | 1 | 1 | 0 | 206 | 41 | 7 | 8 | 262 | 440 | -178 |



Membership Composition June 2022 Cumulative



Gender Composition June 2022 Cumulative

